



# SCIENCE LEADERSHIP ACADEMY

## 2021-22 SCHOOL PROGRESS REPORT ON EDUCATION AND EQUITY

School Code | 2650 Sector | District Network | Innovation  
Principal Name | Mr Christopher Lehmann  
Address | 550 N Broad St  
Phone | 215-400-7830 Website | sla.philasd.org/  
Report Type | High School Grades in Report | 9-12  
Admissions Category | Criteria-Based  
Turnaround Model | N/A  
Receives K8 Report | No  
Oct 1 Enrollment | 499

### Student Enrollment and Demographics



- 0.0% American Indian / Alaskan Native
- 10.0% Asian
- 30.9% Black / African American
- 17.2% Hispanic / Latino
- 6.4% Multi Racial / Other
- 0.2% Native Hawaiian / Pacific Islander
- 35.3% White

**501**

Total Number of Students Served for  
10+ Days Over the Year

**8.8%**

% Students with IEPs

**3.6%**

% English Learners

**37.9%**

% Economically Disadvantaged

### Student Attendance

**60.5%**

% Students Attending at Least 95%  
of Instructional Days

**87.2%**

% Students Attending at Least 90%  
of Instructional Days

Score Level	Performance	Improvement	Level
<b>Level 1</b>			
<b>Performance</b>			
At or Above Target in <b>88.9 %</b> 8 out of 9 Eligible Metrics			
<b>Improvement</b>			
<b>Insufficient Data for Score</b>			
<b>Goal Performance (All Students)</b>			
<b>GOAL 4   % of 11th Graders Proficient on Algebra, Biology, &amp; Literature Keystones</b>			
<b>Score: 43.6 %</b>			
<b>MEETING</b> no data prior year			
<b>GOAL 5   % of 12th Grade Career and Technical Education (CTE) Students Meeting Industry Standards</b>			
<b>Score: 57.5 %</b>			
<b>NOT MEETING</b> no data prior year			
	<b>American Indian / Alaskan Native</b>		
	Insufficient Data for Score	Insufficient Data for Score	
	<b>Asian</b>		
	Insufficient Data for Score	Insufficient Data for Score	
	<b>Black / African American</b>		
	Insufficient Data for Score	Insufficient Data for Score	
	<b>Hispanic / Latino</b>		
	Insufficient Data for Score	Insufficient Data for Score	
	<b>Multi Racial / Other</b>		
	Insufficient Data for Score	Insufficient Data for Score	
	<b>Native Hawaiian / Pacific Islander</b>		
	Insufficient Data for Score	Insufficient Data for Score	
	<b>White</b>		
	Insufficient Data for Score	Insufficient Data for Score	
	<b>English Learners</b>		
	Insufficient Data for Score	Insufficient Data for Score	
	<b>Students with IEPs</b>		
	Insufficient Data for Score	Insufficient Data for Score	
	<b>Economically Disadvantaged</b>		
	Insufficient Data for Score	Insufficient Data for Score	

- Meeting Target
- Not Meeting Target

# College & Career: Every Student Graduates Ready for College and Careers

## Goal 4 - Keystone Proficiency


School Code | 2650 School Name | Science Leadership Academy

**Goal 4:** The percentage of students who are proficient on all three state high school assessments (Algebra, Literature, and Biology) by the end of their 11th grade year will grow from 26.1% in August 2019 to 52.0% by August 2026.

### % of 11th Graders Proficient on Algebra, Biology, & Literature Keystones

**All Students**, 117 students

**Score: 43.6 %**



**2021-2022 Target: 31.7 %**

11.9 pts above target

**2025-2026 Goal: 52.0 %**

-8.4 pts from target



- Meeting Target
- Not Meeting Target

**American Indian / Alaskan Native**

Insufficient Sample

**Asian**

Insufficient Sample

**Black / African American**, 37 students

**Score: 37.8 %**

6.1 pts above target

MEETING

no data prior year



**Hispanic / Latino**, 22 students

**Score: 27.3 %**

-4.4 pts from target

NOT MEETING

no data prior year



**Multi Racial / Other**

Insufficient Sample

**Native Hawaiian / Pacific Islander**

Insufficient Sample

**White**, 37 students

**Score: 62.2 %**

30.5 pts above target

MEETING

2026 GOAL

no data prior year



**English Learners**

Insufficient Sample

**Students with IEPs**

Insufficient Sample

**Economically Disadvantaged**, 57 students

**Score: 36.8 %**

5.1 pts above target

MEETING

no data prior year



# College & Career: Every Student Graduates Ready for College and Careers

## Goal 5 - Career and Technical Education

## Graduation and College Readiness

School Code | 2650 School Name | Science Leadership Academy

**Goal 5:** The percentage of Career and Technical Education (CTE) students who pass an industry standards-based competency assessment by the end of their 12th grade year will grow from 54.5% in August 2019 to 80.0% in August 2026.

### % of 12th Grade CTE Students Meeting Industry Standards

All Students, 47 students

**Score: 57.5 %**



**2021-2022 Target: 60.0 %**

-2.5 pts from target

**2025-2026 Goal: 80.0 %**

-22.5 pts from target

NOT MEETING

no data prior year



- Meeting Target
- Not Meeting Target

### AP, IB, or Dual Enrollment Course Metrics

**4.8 %**

% of Students Meeting Standard on AP Exam, on IB Exam, or in Dual Enrollment Course by End of 12th Grade

**0.0 %**

% of Students Participating in but Not Meeting Standard on AP Exam, IB Exam, or Dual Enrollment Course by the End of 12th Grade

**95.2 %**

% of Students Not Participating in AP Exam, IB Exam, or Dual Enrollment Course by the End of 12th Grade

### Other Key Metrics

**98.3 %**

Ninth-Grade On-Track Rate

**77.9 %**

First-Fall Matriculation

**74.2 %**

% of Students Completing the FAFSA by End of 12th Grade

# College & Career: Every Student Graduates Ready for College and Careers

## Graduation and College Readiness

School Code | 2650 School Name | Science Leadership Academy

### Four-Year Cohort Graduation Rate

All Students, 122 students

**Score: 100.0 %**



**2021-2022 Target: 87.7 %**  
12.3 pts above target

**2025-2026 Goal: 90.0 %**  
10.0 pts above target



American Indian / Alaskan Native

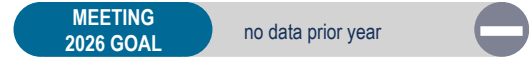
Insufficient Sample

Asian

Insufficient Sample

Black / African American, 46 students

**Score: 100.0 %**  
12.3 pts above target



Hispanic / Latino

Insufficient Sample

Multi Racial / Other

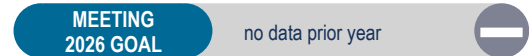
Insufficient Sample

Native Hawaiian / Pacific Islander

Insufficient Sample

White, 42 students

**Score: 100.0 %**  
12.3 pts above target



English Learners

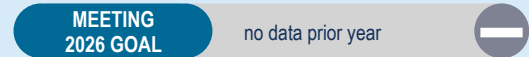
Insufficient Sample

Students with IEPs

Insufficient Sample

Economically Disadvantaged, 50 students

**Score: 100.0 %**  
12.3 pts above target



- Meeting Target
- Not Meeting Target

# College & Career: Every Student Graduates Ready for College and Careers

## Graduation and College Readiness

School Code | 2650 School Name | Science Leadership Academy

### Four-Year Cohort Drop-Out Rate

#### All Students

0 out of 122 students

Score: 0.0%

#### American Indian / Alaskan Native

Insufficient Sample

#### Asian

Insufficient Sample

#### Black / African American

0 out of 46 students

Score: 0.0%

#### Hispanic / Latino

Insufficient Sample

#### Multi Racial / Other

Insufficient Sample

#### Native Hawaiian / Pacific Islander

Insufficient Sample

#### White

0 out of 42 students

Score: 0.0%

#### English Learners

Insufficient Sample

#### Students with IEPs

Insufficient Sample

#### Economically Disadvantaged

0 out of 50 students

Score: 0.0%

### Four-Year Cohort Continuation Rate

#### All Students

0 out of 122 students

Score: 0.0%

#### American Indian / Alaskan Native

Insufficient Sample

#### Asian

Insufficient Sample

#### Black / African American

0 out of 46 students

Score: 0.0%

#### Hispanic / Latino

Insufficient Sample

#### Multi Racial / Other

Insufficient Sample

#### Native Hawaiian / Pacific Islander

Insufficient Sample

#### White

0 out of 42 students

Score: 0.0%

#### English Learners

Insufficient Sample

#### Students with IEPs

Insufficient Sample

#### Economically Disadvantaged

0 out of 50 students

Score: 0.0%

# Climate, Culture & Opportunity

## Guardrail 1 - Welcoming and Supportive Schools

School Code | 2650 School Name | Science Leadership Academy

**Guardrail 1:** Every school will be a safe, welcoming and healthy place where our students, staff and community want to be and learn each day. This means that our schools will be: 1) environmentally safe and clean; and 2) spaces with inclusive climates that provide students with access to robust social, emotional, and mental health supports.

### School Climate Score

**Score: 8.0**



2021-2022 Target: 7.0  
1.0 pts above target

2025-2026 Goal: 7.0  
1.0 pts above target



### School Climate Survey

**8.0/10**  
Student Rating

**9.4/10**  
Parent Rating

**7.6/10**  
Teacher Rating

### School Instruction Score

**Score: 8.1**



2021-2022 Target: 8.0  
0.1 pts above target

2025-2026 Goal: 8.0  
0.1 pts above target



### School Instruction Survey

**8.6/10**  
Student Rating

**8.1/10**  
Parent Rating

**7.6/10**  
Teacher Rating

- Meeting Target
- Not Meeting Target



**Yes**

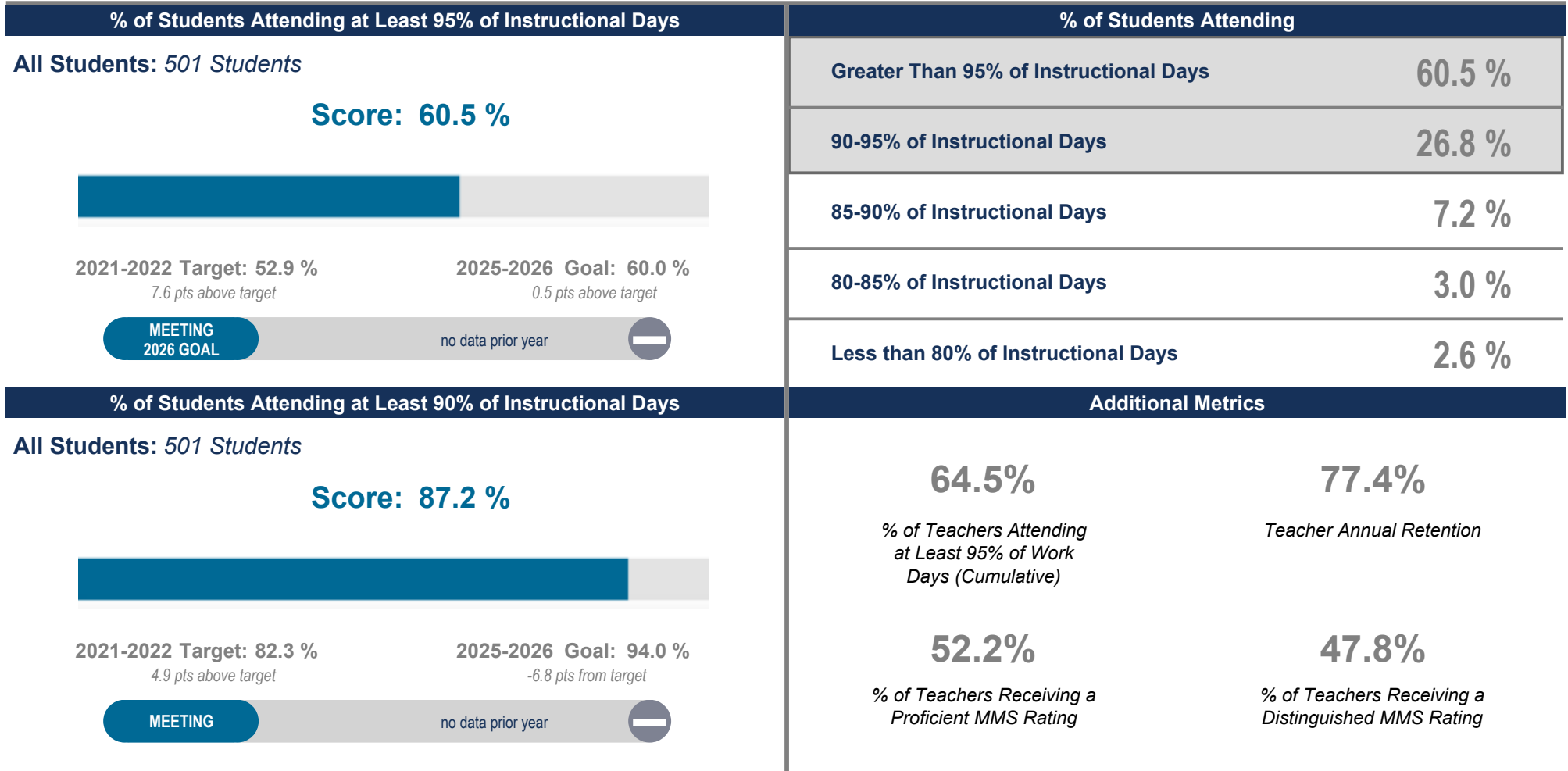
School Has at Least 2 Behavioral/Mental Health Support FTEs per 500 Students

# Climate, Culture & Opportunity

## Guardrail 1 - Welcoming and Supportive Schools

School Code | 2650 School Name | Science Leadership Academy

**Guardrail 1:** Every school will be a safe, welcoming and healthy place where our students, staff and community want to be and learn each day. This means that our schools will be: 1) environmentally safe and clean; and 2) spaces with inclusive climates that provide students with access to robust social, emotional, and mental health supports.



- Meeting Target
- Not Meeting Target

# Climate, Culture & Opportunity

## Guardrail 2 - Enriching and Well-rounded School Experiences

## Guardrail 3 - Partnering with Parents / Family Members

School Code | 2650 School Name | Science Leadership Academy

**Guardrail 2:** Every student will have a well-rounded education with co-curricular opportunities, including arts and athletics, integrated into the school experience.

**Guardrail 3:** Every parent and guardian will be welcomed and encouraged to be partners in their child's school community.

### % of Students Participating in Co-Curricular / Athletics Activities

% of Students  
Participating in Co-  
Curricular / Athletics  
Activities

Data Unavailable

### School Relationship Score

Score: 8.3



2021-2022 Target: 8.0

0.3 pts above target

MEETING  
2026 GOAL

no data prior year

### Additional Metrics



Yes

School Has a SAC/Parent Advisory Group



Yes

School Has a SAC/Parent Advisory Group That Meets Regularly



4

Number of SAC/Parent Advisory Group Meetings

- Meeting Target
- Not Meeting Target



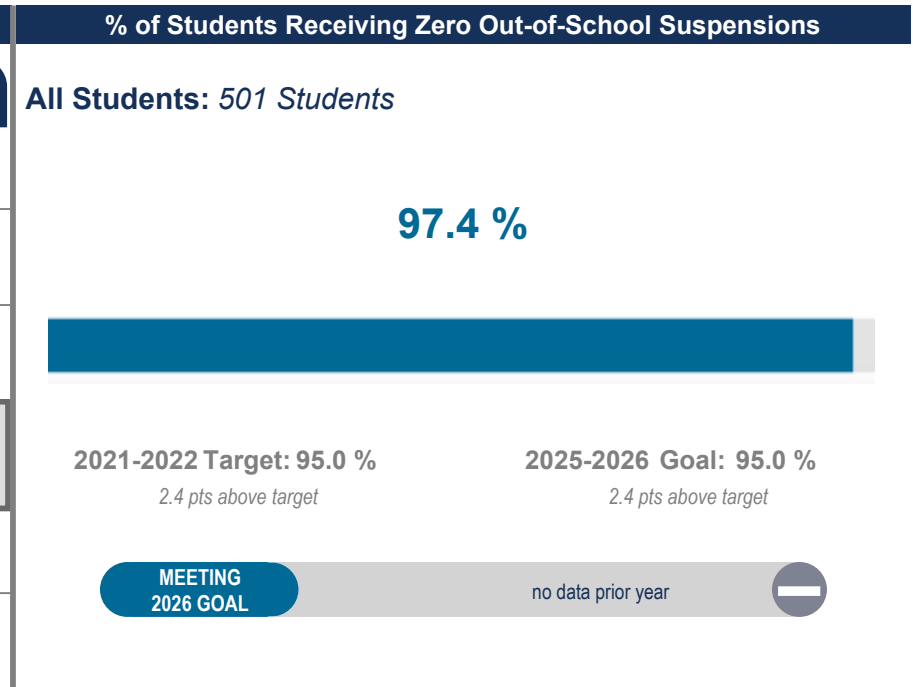
# Climate, Culture & Opportunity

## Guardrail 4 - Addressing Racist Practices

School Code | 2650 School Name | Science Leadership Academy

**Guardrail 4:** Our students' potential will not be limited by practices that perpetuate systemic racism and hinder student achievement.

Suspension Disproportionality			
	% of Enrollment (Total Enrollment)		% of Suspensions Given to Each Subgroup
All Students	(499)		
American Indian / Alaskan Native	0.0 %	(0)	0.0 %
Asian	10.0 %	(50)	6.3 %
Black / African American	30.9 %	(154)	37.5 %
Hispanic / Latino	17.2 %	(86)	18.8 %
Multi Racial / Other	6.4 %	(32)	0.0 %
Native Hawaiian / Pacific Islander	0.2 %	(1)	0.0 %
White	35.3 %	(176)	37.5 %
English Learners	3.6 %	(18)	0.0 %
Students with IEPs	8.8 %	(44)	18.8 %
Economically Disadvantaged	37.9 %	(189)	37.5 %



### Disproportionality in AP, IB, and Dual Enrollment Courses

All Students	Black / African American	Hispanic / Latino
4.8 %	4.4 %	0.0 %

- Meeting Target
- Not Meeting Target